

## Line Failures

Online defects (out of shed) will be captured, saved and displayed in Line Failure list.

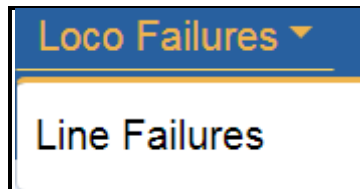


Image - 1

### a. Add Line Failures:

- Click on "Locos" side menu and select "Line Failures" sub menu.
- "Managing Line Failures" screen is displayed with ["Add Line Failure"](#) link.

**Note:** User can add line failures for single or multiple locos by selecting the Single or multiple options respectively.

 A screenshot of a web form titled 'Managing Line Failures'. At the top left, there is a link 'Add Line Failure'. The form contains several rows of dropdown menus and input fields. The first row includes: 'Loco' (text input), 'Loco Kind' (dropdown: '--All--'), 'Loco Type' (dropdown: '--Select--'), 'Type' (dropdown: '--All--'), 'Status' (dropdown: '--All--'), 'Zone' (dropdown: '--All--'), 'Division' (dropdown: '--All--'), 'Equipment' (dropdown: '--Select--'), 'Failure Group' (dropdown: '--Select--'), 'Failure SubGroup' (dropdown: '--Select--'), and 'Failure/Defect' (dropdown: '--Select--'). The second row includes: 'Equipment Make' (dropdown: '--All--'), 'Failure Responsibility' (dropdown: '--Select--'), 'LF Status' (dropdown: '--All--'), 'Station of Occurrence From' (text input), 'Station of Occurrence To' (text input with a calendar icon), and a 'Go' button.

Image - 2

- Click on ["Add Line Failure"](#) link, user is navigated to "Add Line Failures" screen where user can fill in all the mandatory details.
- User is provided with the option to fill in the details for the below tabs
  - **Occurrence:**
    - Click on this tab and fill in all the necessary details as shown in the image below.

Image - 3

○ Crew/Loco Pilot:

- Click on this tab and fill in all the necessary details as shown in the image below.

Image - 4

○ Punctuality:

- Click on this tab and fill all the mandatory fields.
- Click on **Add Repurcussion** tab to fill the Repercussion details.

**Add Line Failure**

Defect Type: LE Occurrence On: 28/10/2022 12:20 Loco Unit: Single Multi Last Visit: IT- 10/10/2022 - ELS/GMO

Loco	Type	Service	Base Shed	Major Sch.	Sch.Done On	Sch.Done At	Minor Sch.	Sch.Done On	Sch.Done At	TI Done on	TI Done At
31000	WAG	Good	GMO/E	IOH	17/02/2021	ELS / GV	IT	10/10/2022	ELS / GI		--Select--

Occurrence Crew/Loco Pilot Punctuality Parting BPC Investigation CTA Report Shed Report HQ Report Attachments Tracking Failure Tracking

**Detention Details**

Train No	Duration (HH:MM)	Result	Type	T/O Station	T/O Late (HH:MM)	H/O Station	H/O Late (HH:MM)
		LT	--Select--				

Repurcussion Details Add Repurcussion Det.

Save Back

Image - 5

○ **Parting:**

- Click on this tab and fill in all the necessary details as shown in the image below.

**Add Line Failure**

Defect Type: LE Occurrence On: 28/10/2022 12:20 Loco Unit: Single Multi Last Visit: IT- 10/10/2022 - ELS/GMO

Loco	Type	Service	Base Shed	Major Sch.	Sch.Done On	Sch.Done At	Minor Sch.	Sch.Done On	Sch.Done At	TI Done on	TI Done At
31000	WAG	Good	GMO/E	IOH	17/02/2021	ELS / GV	IT	10/10/2022	ELS / GI		--Select--

Occurrence Crew/Loco Pilot Punctuality Parting BPC Investigation CTA Report Shed Report HQ Report Attachments Tracking Failure Tracking

**Coach/Wagon Details (In case Of Loco Parting)**

Parting Reason: OTHER

Type Of Rake: BC Position From Engine: Position From Guard Coach:

**Coach/Wagon 1 Details**

Wagon No1	Last Major Sch.	Last Minor Sch.	Sch.Done On	Sch.Done At	Sch.Done At

**Coach/Wagon 2 Details**

Wagon No2	Last Major Sch.	Last Minor Sch.	Sch.Done On	Sch.Done At	Sch.Done At

Save Back

Image - 6

○ **BPC:**

- Click on this tab and fill in all the necessary details as shown in the image below.

**Add Line Failure**

Defect Type: LE Occurrence On: 28/10/2022 12:20 Loco Unit: Single Multi Last Visit: IT- 10/10/2022 - ELS/GMO

Loco	Type	Service	Base Shed	Major Sch.	Sch.Done On	Sch.Done At	Minor Sch.	Sch.Done On	Sch.Done At	TI Done on	TI Done At
31000	WAG	Good	GMO/E	IOH	17/02/2021	ELS / GM	IT	10/10/2022	ELS / Gt		--Select--

Occurrence Crew/Loco Pilot Punctuality Parting **BPC** Investigation CTA Report Shed Report HQ Report Attachments Tracking Failure Tracking

**Break Power Certificate Details (For Full Train)**

Issued Station: [ ] Issued Division: --Select--

Issued On: [ ] Break Power Percentage: [ ] (0 to 100) Certificate No: [ ]

Save Back

Image - 7

o **Attachments:**

- This tab can be used to upload the attachments by clicking on choose file button and then upload the documents.

**Add Line Failure**

Defect Type: LE Occurrence On: 28/10/2022 12:20 Loco Unit: Single Multi Last Visit: IT- 10/10/2022 - ELS/GMO

Loco	Type	Service	Base Shed	Major Sch.	Sch.Done On	Sch.Done At	Minor Sch.	Sch.Done On	Sch.Done At	TI Done on	TI Done At
31000	WAG	Good	GMO/E	IOH	17/02/2021	ELS / GM	IT	10/10/2022	ELS / Gt		--Select--

Occurrence Crew/Loco Pilot Punctuality Parting BPC Investigation CTA Report Shed Report HQ Report **Attachments** Tracking Failure Tracking

Name: [ ] Available Documents: [ ]

Document: Choose File No file chosen

Remarks: [ ]

Upload

Image - 8

- Once the user fills all the above details and clicks on **Save** button, the entered details will be saved into the system for valid inputs. For invalid inputs error message is displayed.

**b. View Line Failures:**

- The added line failures can be viewed in "Managing Line Failures" screen.
- User has to enter Loco number,
- Select Type, Status, Division, Railway Zone, From and To Date.
- On clicking **Go** button, tabular format is generated.

Managing Line Failures  
[Add Line Failure](#)

Loco:  Loco Kind: -- All -- Loco Type: --Select-- Type: --All-- Status: -- All -- Zone: --All-- Division: --All-- Equipment: --Select-- Failure Group: --Select-- Failure SubGroup: --Select--

Equipment Make: --All-- Failure Responsibility: --Select-- LF Status: --All-- Station of Occurrence From:  To: 28/10/2022

Showing 20 Record(s) Out of 21538

S.No	Loco	Defect	Date	FailureGroup	FailureResponsibility	Occurrence	Section Of Occurrence	Attention	Detention	Sch	Inward On	Added By	Online Att Loc	Delete
1	90006	INF	27/10/2022 01:00 AM			DJ NOT HOLD & HARMONIC FILTER CONTACTOR STUCK UP LOCO AT ANVT U/CHECKING BY SIEMENS,SIEMENS-PROP.	ANVT	--	--			ELS/TKD	<a href="#">Update</a>	NDL5/TS <input type="button" value="X"/>
2	<a href="#">90003</a>	P.DEF	26/10/2022 10:00 PM			BOGIE-1 ISOLATE LOCO WKG RNO/BRC DIV. BHEL-PROP.	GGC	--	--			ELS/TKD	<a href="#">Update</a>	<input type="button" value="X"/>

Image - 9

### c. Update Line Failures:

- User can update the records by clicking on [Update](#) link as shown in the above image and then update the required details.
- Click on **Update** button, after updating the necessary details.
- User receives successful message and the information gets updated.

Update Line Failure

Defect Type: Ineffective/Dec Occurrence On: 27/10/2022 01:00 Loco Unit:  Single  Multi Last Visit: IB- 26/10/2022 - ELS/TKD

Loco: 90006 Type: WAG Service: Good Base Shed: TKD Major Sch.: Select Sch.Done On: -- Sch.Done At: -- Minor Sch.: Select Sch.Done On: -- Sch.Done At: -- TI Done on: -- TI Done At: --

Section/Station Of Occurrence: ANVT Zone: NR Division: DLI

Train No: Station (After): Station (Before):

Direction: Gradient: Load: (Tons)

Detention: Repurcussion: Punct.Loss: No

Failure Cause (Reported): Wagons / Coaches: 0 (No) No.of Units: 0 (No)

Service Withdrawal: Withdrawal Place: Withdrawal On:

Section KM/Pole No: Reported:  Division  HQ  RB  E&R

Occurrence: Line Attention Taken

DJ NOT HOLD & HARMONIC FILTER CONTACTOR STUCK UP LOCO AT ANVT U/CHECKING BY SIEMENS,SIEMENS-PROP.

Image – 10

S.No	Loco	Defect	Date	FailureGroup	FailureResponsibility	Occurrence
1	30336	INF	22/10/2021 05:50 PM			load stalling

**Update Tracking Information** X

Loco Number:

Present Location:  Status On:

Current Position:


Loco Condition:  Working/P.DEF  Dead/INF  LE

ADD

Attention:  Attended On Line by  
 Arrived Home Shed & Attended  
 Arrived Home Shed & Not Attended  
 None

Image -11

**d. Delete Line Failures:**

In the "Managing Line failures" screen, user can click on  button to delete a particular record.

Managing Line Failures

[Add Line Failure](#)

Loco	Loco Kind	Loco Type	Type	Status	Zone	Division	Equipment	Failure Group	Failure SubGroup
<input type="text"/>	-- All --	--Select--	--All--	-- All --	--All--	--All--	--Select--	--Select--	--Select--

Equipment Make	Failure Responsibility	LF Status	Station of Occurance From	To
--All--	--Select--	--All--	<input type="text"/>	<input type="text" value="28/10/2022"/> <input type="button" value="Go"/>

Showing 20 Record(s) Out of 21538



S.No	Loco	Defect	Date	FailureGroup	FailureResponsibility	Occurrence	Section Of Occurrence	Attention	Detention Sch	Inward On	Added By	Online Att Loc	Delete
1	90006	INF	27/10/2022 01:00 AM			DJ NOT HOLD & HARMONIC FILTER CONTACTOR STUCK UP LOCO AT ANVT U/CHECKING BY SIEMENS,SIEMENS-PROP.	ANVT	--	--	--	ELS/TKD <a href="#">Update</a>	NDLS/TS	
2	90003	P.DEF	26/10/2022 10:00 PM			BOGIE-1 ISOLATE LOCO WKG RNO/BRC DIV. BHEL-PROP.	GGC	--	--	--	ELS/TKD <a href="#">Update</a>		

Image -12